



Correct Protocols and Formalities for a British Wadokai Kyu & Yūdan Shinsa Information for Examiners and Students

KYU GRADINGS

Kyu Gradings are charged at the normal grading fee (for charges please see BWK Constitution; 'Charges'). **Licences** and **Club Record Attendance Cards** must be produced and handed together with grade registration payment to the Secretary/Examiner when asked. Upon the applicant handing over his/her BWK Licence and Club Attendance Record Card, check to see if they are up to date. Ensure that there are **sufficient time-lapses** and **training sessions** between grades by checking the student's **Club Attendance Record Card**. There will be one Grade Sheet per grade level, so any additions can be easily added in the event of any late arrivals.

Examinees are individually 'numbered' from the lowest grade upwards, etc.

Formal Bowing On.

- "Seiretsu." All stand in formal ranks in Kiritsu (Students and Examiner/s line up in correct formal position).
- Examiner/s, turning clockwise, faces 'Shomen'. Chief Examiner, "Shomen-ni-rei." All perform Standing bow to the front.
- Examiner/s, turning clockwise, faces Examinees. Chief Examiner, "Shinpandan-ni-rei." Examinees bow to Examiner/s.
- Chief Examiner takes one step back. "Otaga-ni-re." Chief Examiner, Examiners and Examinees bow to each other.

Procedures.

- Examinees remain standing whilst Examiner/s sits at Examiners Table.
- Examinees are informed of their numbers.
- All Examinees are commanded to kneel before the Examiner/s Desk.
- Dojo-Kun. **All Examinees**, for ALL Kyu-Shinsa (as well as Yūdan-Shinsa), will be commanded to recite Dojo-Kun, in both Japanese and English from lowest number upwards. NB. There are only two ways the Dojo Kun can be recited – *right or wrong*. If correct = O, if incorrect = X.
- O-Hon-Musubi. **All Examinees** will be assessed and marked for their belt-tying. 9th & 8th Kyu will 'demonstrate' and be commanded to remove Obi and place in front 'folded' three times; then commanded to retie (whilst this is in process the Examiner will inspect the rest of the graded Examinees for correct O-Hon-Musubi). Examinees that do not require demonstration of O-Hon-Musubi tying will be marked accordingly for their 'presentation'. NB. There are only two ways the belt can be tied – *right or wrong*. If correct = O, if incorrect = X.

The Examination will be conducted in three parts/sections, which reflects the elements found in the Mon procedure.

- All Kihon and Renraku Waza will be conducted through all Examinees first, from Examinee 1, in grade sequence. For example; all applicants for 6th kyu would go through kihon-gumite & Renraku-waza, followed by those attempting 5th Kyu, then 4th Kyu, etc.
- Once all Kihon and Renraku Waza have been conducted then the process of the Uke-Waza, again from 1 through and upwards.
- Then will follow the Kata in the same way.
- The Jiyu-Kumite will be finally conducted in the same way, however, omitting those who have declined sparring as an option of choice (age, sex, injury, etc.). For omitted participants a score of 'wrong' must be given = X. It must be remembered, at these stages, to incorporate the Mon applicants through the elements they require along the way.

NB. For Jiyu-Gumite Bogu (hand mitts) MUST be worn (juniors and females may wear shin & instep padding), gum-shields and groin-guards are 'advised'. There will be no 'additional' padding allowed, such as head-guards or body-shields, etc. The Jiyu-Gumite will be 'overseen' and conducted by an Examiner and the Kumite match may last no more than 60 seconds.

Upon completion of the Shinsa Examinees will be commanded to wait (in a separate room, only if necessary) until the final scoring has been made.

- "Seiretsu" will be called from the Examiner and all are to line-up in correct grade/number order.
- Faults may be highlighted and advice may be given upon further improvement for regarding or progression requirements.
- Class Passes/Failures will be announced.
- Shomeisho Reishiki. The formal awards of the grade/s. Each Examinee will collect, upon being called, their Menkyo (Licence), new Obi (Belt) and Shomeisho (Certificate); these must be offered and collected with two hands with a bow. When collected the Examinee will take one pace back and bow again before returning to his/her line.
- Examinees will place on their new belts so as the Bow-Off can be conducted with the new rank.

Formal Bowing Off.

- "Seiretsu." All stand in formal ranks in Kiritsu (Students and Examiner/s line up in correct formal position).
- Examiner/s, turning clockwise, faces 'Shomen'. Chief Examiner, "Shomen-ni-rei." All perform Standing bow to the front.
- Examiner/s, turning clockwise, faces Examinees. Chief Examiner, "Shinpan-dan-ni-rei." Examinees bow to Examiner/s.
- Chief Examiner takes one step back. "Otaga-ni-re." Chief Examiner, Examiners and Examinees bow to each other.

Administration.



- Certificates and Licences to be signed by Examiner/s and handed during Shomeisho Reishiki.
- Grade Sheet copies must be sent to the BWK Licencing Officer, by either email attachment (scanned, etc.) or by post.
- Club Instructors will be advised of Examiner's assessment and may be handed a copy of the original Grade Sheet for their records.
- The Examiner may keep the original Grade Sheet for his/her records.



British Wadokai Karate



Kyu Grade Level:

Examiner:

Date:





Full Name & Lic No.	DK	Obi	Kihon-waza				Renraku-waza				Sanbon	Ohyo	Kihon	Kata	Jiyu	Class

All Grade Sheets, or copies, are to be returned for registration to: British Wadokai Licence Office, 57 South Hill, Hooe, Plymouth, Devon. PL9 9PT. Scanned copies can be sent to britishwadokai@yahoo.co.uk

Kyu Grade Examination Sheet Pattern.

Grade Scoring

Grade	3rd Class Pass	2nd Class Pass	1st Class Pass
9th Kyu	10+	20+	30+
8th Kyu	12+	25+	30+
7th Kyu	12+	25+	30+
6th Kyu	25+	30+	45+
5th Kyu	25+	40+	60+
4th Kyu	25+	45+	65+
3rd Kyu	40+	65+	85+
2nd Kyu	40+	65+	85+

1st Kyu	45+	70+	95+
Score	Symbol		
Faultless/Perfect; 4	0		
Above Average; 3			
Average; 2			
Below Average; 1			
Wrong; 0			

Faultless: Faultless is a *'non-grade specific'* mark given to a student for a 'faultless' demonstration/performance of the required technique. For example, the equivalent to a technique that would be marked 10/10 during a Yūdan assessment. Very few (if any) would be considered/marked 'faultless' for any Kyu grade due to the level of perfection expected.

Above Average. A technique that you would expect to see demonstrated of higher standard, or of an advanced level, to the grade the applicant is attempting. 10/10 Kyu level. For example; someone is attempting 6th Kyu who reflects the standard of someone attempting 3rd Kyu, etc.

Average: The expected performance related to the grade being attempted.

Below Average: Below average performance. A technique that hasn't shown many signs of improvement, as would be expected, since last assessment level. This mark would also be used in the event of physical impairment, etc.

Wrong: Incorrect performance. A technique that is incorrect, or has been performed with multiple errors.

USEFUL COMMANDS/PHRASES FOR EXAMINERS

Commands.

Seiretsu = Line up in formal ranks. *Shugo* = *Informal assembly*.

Seiza = Kneel.

Kiritsu = Stand and assume Kiotsuke (*musubi-dachi*).

Kiotsuke = 'Attention' position.

Yohi = Ready/prepare (*hachi-ji-dachi*).

Hadjime = Go/start. Yamae = Stop (return to hachi-ji-dachi).

Naorei = Come to kiritsu to 'prepare to bow'. Rei = Bow. Tachi-rei = Standing bow.

Hidari = Left. Migi = Right.

Hidari-gamae-junzuki = Left straight-punch stance.

Mawatte = Turning hand (turn). Mawatte-jodan-uke = Turn with head-block. Mawatte-chudan-soto-uke = Turn with outer-body block. Mawatte-chudan-uchi-uke = Turn with inner-body block. Mawatte-gedan-barai = Turn with lower-body sweeping block.

Sonabade-ippou-toru-gyakuzuki = From the same position change-arms with reverse punch.

Hidari-hanmi-gamae = left fighting stance.

Hidari-shizentai = left natural position.
Soroeru = Perform straight-through (command for kata, blocks, etc.).
Shinpandan-ni-rei = Bow to judges.
Otaga-ni-rei = Fighters bow to each other.
Ban = Counting/command; ichi, ni, san, shi, goh = 1, 2, 3, 4, 5.

Stances.

Junzuki-dachi.
Gyakuzuki-dachi.
Junzuki-tsukkomi-dachi.
Gyakuzuki-tsukkomi-dachi.

Postures/positions (these are *not* stances as they are considered positions of 'attitude').
Yohi (ready). Yamae (stop). Gamae (posture). Hanmi-gamae (half-body position, used in fighting position). Shizentai (natural standing position).

FAILURES

You must fail an applicant who; a. Does not take the grading seriously. b. Communicates [unnecessarily] to the Examiner/s or his partner; especially during pair-work. c. Talks or is unfocused through the grading. d. Has little or no knowledge of his requirements. e. Insufficient score on Grade Sheet for passing. f. Shows bad/incorrect etiquette.

YŪDAN GRADINGS

The British Wadokai Yūdan Shinsa (Dan Grading/s).

All Dan grade examinations will be monitored by qualified **British Wadokai** Yūdansa who possess Examiners/Instructors certificates/qualifications required for Panel Judges.
Level 4a may grade up to Shodan, 4b up to Nidan, 4c up to Sandan, etc.
Level 5; is reserved for the BWK President/Chief Instructor.

Yūdan Gradings are charged at the normal grading fee (for charges please see BWK Constitution; 'Charges'.) and are pre-arranged by application with remittance, through the British Wadokai Licence Office.

Licences must be produced to the Examination Panel, by all applicants, when asked. There will be one Grade Sheet for 1st to 3rd Dan, 4th to 5th Dan and 6th to 7th Dan. Grade sheets, with applicant's name/s included, will be issued to the Chief Examiner prior to grading date by the Licence Office.

Examinees are individually 'numbered' from the lowest grade upwards, etc.

For an official Yūdan Shinsa to take place there must be:

- Allow 3-hours for all Yūdan Shinsa, which will include Written Examination, Practical Examination, assessment/marketing and Presentation.
- A Designated & Qualified Chief Examiner.
- A Panel of Qualified Judges.
- An Academia Assessor.
- Pre-paid/registered (previously applied through the BWK Licence Office) Applicants.
- Facilities to conduct a 90-minute Hikki Shiken (Written Examination), where applicable. All Hikki Shiken must be conducted prior to the official Practical Examination.

- Examination Panel must have in their possession all the necessary framed certificates and black-belts for award (where applicable) in their possession for all examinees; previously supplied by the Licence Office.

Formal Bowing On.

- “Seiretsu.” All stand in formal ranks in Kiritsu (Students and Examiner/s line up in correct formal position).
- Examiner/s, turning clockwise, faces ‘Shomen’. Chief Examiner, “Shomen-ni-rei.” All perform Standing bow to the front.
- Examiner/s, turning clockwise, faces Examinees. Chief Examiner, “Shinpan-dan-ni-rei.” Examinees bow to Examiner/s.
- Chief Examiner takes one step back. “Otaga-ni-re.” Chief Examiner, Examiners and Examinees bow to each other.

Procedures.

The Written Examination.

- Examinees are ushered towards their designated desk for written examination.
- Examinees are explained the 90-minute limit for the written test. All Examination Questionnaires and paper will be supplied by British Wadokai. Examination to commence until time-completion. Examinees are then ushered to their ‘warm-up’ area.

The Practical Examination will be conducted in three parts/sections, which reflects the elements found in the Mon procedure.

- Examinees are called to the floor and arranged in their number sequence.
- All Examinees are commanded to kneel before the Examiner/s Desk.
- Dojo-Kun. **All Examinees**, for ALL Yūdan–Shinsa levels, will be commanded to recite Dojo-Kun, in both Japanese and English from lowest number upwards. NB. There are only two ways the Dojo Kun can be recited – *right or wrong*. If correct = O, if incorrect = X.
- O-Hon-Musubi. **All Examinees** will be assessed and marked for their belt-tying. Examinees do not require the demonstration of O-Hon-Musubi tying; will be marked accordingly for their ‘presentation’. NB. There are only two ways the belt can be tied – *right or wrong*. If correct = O, if incorrect = X.
- Kiritsu. All Examinees are to be commanded to stand and dress back for the line-work.
- All Kihon and Renraku Waza will be conducted through the correct sequence.
- Once all Kihon and Renraku Waza have been conducted then the process of the Uke-Waza, again from Examinee 1 through and upwards.
- The Kata will follow in the same way.
- The Gyo Enbu will have to be monitored carefully, in case of an event where grades may be ‘mixed’ (for example there may be a 1st Dan applicant performing with a 3rd Dan applicant). Assess for individual performance as each pair/group will only need to perform the Gyo Enbu once within the grading.
- The Futari Dori (2 to 1 Jiyu-Kumite) will be the final element of the Practical Examination, however, omitting those who have declined sparring as an option of choice (age, sex, injury, etc.). For omitted participants a score of ‘zero’ must be given = 0.

- It must be remembered, at all these stages, to incorporate the Mon applicants through the elements they require along the way.

NB. For Jiyu-Gumite.

- Bogu (hand mitts) MUST be worn (juniors and females may wear shin & instep padding), gum-shields, female chest-protectors and groin-guards are 'advised'.
- There will be no 'additional' padding allowed, such as head-guards or body-shields, etc. The Jiyu-Gumite will be 'overseen' and conducted by an Examiner and the Kumite match may last no more than 60 seconds.
- The two opponents, for the Futari Dori, must be of at least 1st Dan (where possible).

Upon completion of the Shinsa Examinees will be commanded to wait (in a separate room, only if necessary) until the final scoring has been made.

- "Seiretsu" will be called from the Examiner and all are to line-up in correct grade/number order.
- Shomeisho Reishiki. The formal awards of the grade/s. Each Examinee will collect, upon being called, their Menkyo (Licence), new Obi (where applicable) and Shomeisho (Certificate); these must be offered and collected with two hands with a bow. When collected the Examinee will take one pace back and bow again before returning to his/her line.
- For those who have passed their Shodan, examinees will place on their new belts so as the Bow-Off can be conducted with the new rank displayed.

Formal Bowing Off.

- "Seiretsu." All stand in formal ranks in Kiritsu (Students and Examiner/s line up in correct formal position).
- Examiner/s, turning clockwise, faces 'Shomen'. Chief Examiner, "Shomen-ni-rei." All perform Standing bow to the front.
- Examiner/s, turning clockwise, faces Examinees. Chief Examiner, "Shinpan-dan-ni-rei." Examinees bow to Examiner/s.
- Chief Examiner takes one step back. "Otaga-ni-rei." Chief Examiner, Examiners and Examinees bow to each other.

Administration.



- Certificates and Licences to be signed by Examiner/s and handed during Shomeisho Reishiki.
- Grade Sheet copies must be sent to the BWK Licencing Officer, by either email attachment (scanned, etc.) or by post.
- Club Instructors will be advised of Examiner's assessment and may be handed a copy of the original Grade Sheet for their records.

- The Examiner may keep the original Grade Sheet for his/her records.



Grade Scoring.

Each applicant will be marked up to 10 points for each section (8.5 for each segment if the standards achieved reflect the grade). For example, in the event an applicant is attempting Shodan, the kihon-waza demonstrated should be that of Shodan standard. If it is better than that expected of Shodan then mark higher, if not, mark average or lower, etc. Marks can be fractioned, such as 7.9, for example, if necessary.

A minimum 'pass' should be a total accumulated figure of 82%. However, if the applicant is a junior, and his score is below that of 82%, he may pass as a Shodan-ho; if he has achieved 72% or above in both written and practical aspects of the grading.

Example shown below of the 10-Section Grade Sheet, which must equate to a minimum of 82% for full Yūdan pass in both the Written and Practical Tests.

NB: As you may notice *Attendance and Loyalty* makes up 20% of the total marking, emphasising the importance of Dedication.

 British Wadokai Karate-do Federation Assessment Sheet for 1st to 3rd Dan 												
Examiner:			Ex. Lev:				Date:					
Name & Grade attempting	Kihon Waza	Renraku Waza	Sanbon Gumite	Ohyo Gumite	Kihon Gumite	Kata	Gyo	Jiyu Gumite	Club Training Record	Loyalty & Dedication	Practical Result	Written Result

Dan Grade Sheet Pattern.

Additional Information

Written Examinations.

There are 25 questions per Yūdan Written Examination Paper. Each qualifies up to 4 points, deducting fractions for questions not answered 'quite' right. Mental attitude questions are also judged the same, out of 4. However, if the student shows 'exceptional' inspiring answers, within this section, this can make up any deficit for fundamental questions not answered 'quite' right. For example a mental attitude question answered well would result in 4-points; if it was answered *exceptionally* well it could result in maybe 5-points being awarded, etc.

82% Pass. 72% Junior Pass.

Practical Examinations.

When the applicant has handed over his BWK Licence ensure to check to see if it up to date and that the required 'time-lapse' has been adhered to.

During assessment always take medical, age, mental & physical aspects into consideration at all times. For example if someone suffers from dyslexia he may find problems with coordination. He may find problems with, or incapable of, reciting the Dojo-kun.

Remember, a fully-able person 'should' know his stuff! If he does not, then mark him accordingly. You may need to refer to the applicant's regular instructor for verification of ability/disability.

A BWK Yūdan Assessment Panel (YAP) is available to all members. All Yūdan Shinsa:

- (a) Will be charged per student prior to grading. See Charges (Constitution/Application Form).
- (b) Will be charged for Registration (included in grade fee).
- (c) Yūdan Gradings will be conducted privately. Only people involved, or have been previously invited by the BWK President, may attend. BWK Examiners of any level may attend for personal examination training purposes.
- (d) All applicants for Gradings must hold an up to date Licence.
- (e) All applicants for Gradings of Sandan must be registered (and insured) as an Instructor/Assistant Instructor of a regular Dojo prior to application.
- (f) All applicants for Gradings of Yodan, and above, must be registered (and insured) as a Main Instructor of a regular Dojo.
- (g) All Yūdansha will be judged & marked for a pass as: 82% (and above) Practical. 82% (and above) Written.
- (h) All Junior Yūdansha: If the applicant is classified as a junior (10 to 17) he may be awarded a senior level if the senior scores are reached (see subsection (g) above). However if a 'senior' score has not been achieved a 'Junior Yūdansha' (Jido-Dan/Shodan-ho) pass will be accepted if scored for a pass of: 72% (and above) Practical. 72% (and above) Written. **This only applies to 1st Dan level (Shodan-ho).** *

* NB: Junior Yūdansha will **not be** granted grading powers or advancement until reassessment to full Shodan has first been achieved.

NB: Yūdansha Applicants: The student's MAIN INSTRUCTOR will issue, *to the eligible member*, a 'Yūdan Shinsa Application Form'.

Official intervals/minimum training requirements for Yūdan applicants:

- SHODAN; 52 BWK DOJO TRAINING SESSIONS = 78 Training Hours. From 1st Kyu to 1st Dan. (1st Kyu to 1st Dan = 9 months). 1 of each (consecutive) Part 1, 2, 3 and 4 Standardisation Course. Minimum age 11 (unless in exceptional circumstances).
- NIDAN; 208 BWK DOJO TRAINING SESSIONS = 312 Training Hours. From 1st Dan to 2nd Dan. (1st Dan to 2nd Dan = 18 months). 2 of each (consecutive) Part 1, 2, 3 and 4 Standardisation Course. Minimum age 16 (unless in exceptional circumstances). There are no junior facilities for 2nd Dan.
- SANDAN; 312 BWK DOJO TRAINING SESSIONS = 468 Training Hours. From 2nd Dan to 3rd Dan. (2nd Dan to 3rd Dan = 3 years). 3 of each (consecutive) Part 1, 2, 3 and 4 Standardisation Course. Minimum age 20 (unless in exceptional circumstances).
- YODAN: From 3rd Dan to 4th Dan = 4 years. 4 of each (consecutive) Part 1, 2, 3 and 4 BWK Standardisation Course. Minimum age 25 (unless in the event of exceptional circumstances).

- *GODAN: From 4th Dan to 5th Dan = 5 years. 5 of each (consecutive) Part 1, 2, 3 and 4 BWK Standardisation Course.*
- *ROKUDAN: From 5th Dan to 6th Dan = 6 years. 6 of each (consecutive) Part 1, 2, 3 and 4 BWK Standardisation Course.*
- *SHICHIDAN: From 6th Dan to 7th Dan = 7 years. 7 of each (consecutive) Part 1, 2, 3 and 4 BWK Standardisation Course.*

NB: All BWK members wishing to pursue Yūdan Shinsa must have attended the minimum BWK Standardisation/Advancement Courses (please refer to Yūdan Shinsa Application Form). In respect to 'Dojo Training Sessions' this DOES NOT include 'Dojo Teaching Hours'. However, if in exceptional circumstances such as impractical distance of location/venue, etc., discretion may be made.

BWK Dan Grade application:

- (a) It is the member's own responsibility to send the application at least TWO months prior to the grading date. See Date Section for details.
- (b) All aspects of the application form must be filled correctly and signed, including the correct remittance. Incomplete applications will be returned.
- (c) The applicant must grade on the applied grade date, or forfeit the grading fee.

NB: For applicants up to and including 3rd Dan the BWK will only accept individuals for grading who have been recommended by their MAIN INSTRUCTOR to grade. Applications for Yūdan grades may be refused/rejected without reason. Grading applications from 3rd Dan & above must be from individuals who teach or run their own Club/s.

There are no gradings above 3rd Dan within BWK for 'full' BWK Members who have trained and graded through the full British Wadokai grade structure. All applications for promotion up-to and including 7th Dan must be presented through the normal channels (i.e. BWK President). For applicants who have not trained & graded through the BWK process must grade for all Yūdan levels up to and including 7th Dan.

BWK Yūdan Assessment Panel (YAP):

The BWK Black-Belt Grading/Assessment Panel will consist of:

- The BWK President/Chief Instructor.
- Invited BWK Examiners (5th Dan & above).
- Invited Guests.

Although both grades & titles can be applied for (through normal examination and/or written paper procedures), it must be noted that they can also be awarded by the BWK President through 'time honoured' dedicated research and contribution to the BWK. ONLY the BWK President, taking into consideration loyal and dedicated contribution to BWK, etc., can 'award' Yūdan grades.

All BWK Yūdan Gradings in the UK are held twice a year, and are listed in the BWK Date Section.

Recommendations for students who have failed various gradings.

Grade Failure.

It is a general rule that the following recommendations are observed.

Failure of Dan Gradings.

Upon any Dan grade being failed (irrespective of written, practical or both) the student must produce a minimum training record, *FROM FAILURE DATE*, of 52 training sessions AND 6 months before the retake can be honoured by the Yūdan Assessment Panel. However, students will only be required to retake the element/s they have failed on. (If the student has only failed the practical he does not need to retake the written, and/or vice-versa). The part/element re-take facility will only be valid for 12 months from the original failure date, after this time both elements will have to be retaken.

To clarify: In the event of a 'retake', due to a failure, illness or non-attendance, the applicant may reapply for a second attempt after 6-months from the failure date (application must be submitted in the usual way at least one month prior to the actual grading date (see Date Section for details)).

In the event of a failure, all previous training history/accumulation, on and prior to the failure date, would have to be re-accumulated. In the event of 6-months this would still be a minimum of 52 BWK TRAINING SESSIONS = 78 Training Hours PROCEEDING the failure date/day.

All applicants MUST reapply using the official Yūdan Shinsa Application Form, available from your instructor, British Wadokai Administration Department, or British Wadokai Website.

FAILURES

An applicant will fail who; a. Does not take the grading seriously. b. Communicates [unnecessarily] to the Examiner/s or his partner; especially during pair-work. c. Talks or is unfocused through the grading. d. Has little or no knowledge of his requirements. e. Insufficient score on Grade Sheet for passing. f. Shows bad/incorrect etiquette.

Terminology (Judges & Panel Judges, etc.). SHINPANDAN – 'Jury', 'panel of judges'.

SHINPAN 審判官 – Judge. *Shinpan can refer to judges in a contest or within a grading.*
Shushin (head judge). Fukushin (assistant judge).

BWK Yūdan Assessment Panel (YAP):

The BWK Black-Belt Grading/Assessment Panel will consist of:

The BWK President/Chief Instructor.

Invited BWK Examiners (3rd Dan & above).

Invited Guests.

Although both grades & titles can be applied for (through normal examination and/or written paper procedures), it must be noted that they can also be awarded by the BWK President through 'time honoured' dedicated research and contribution to the BWK. ONLY the BWK President, taking into consideration loyal and dedicated contribution to BWK etc., can 'award' Yūdan grades.

The Honorary Assessment

Technical to honorary is the natural progress of the Yūdansa. From 1st Dan to 3rd Dan (reflecting the principles of the individual's Su-Ha-Ri), these are regarded as technical grades, *3rd Dan being the last 'technical' grading*. From here on the individual searches the 'Ri' within his 'own' technique, without effecting the direction of others and also not violating the principles and teachings of the original 'RYU'. However, 4th Dan & above are considered 'honorary' grades, meaning that the Yūdansa is 'assessed' for his progress along with his dedication & loyalty to Wadoryu and British Wadokai. These grades are **NOT** automatic, as the Yūdansa must continually reflect and demonstrate the natural important elements required to receive such an honour. As explained, the honorary grade is NOT based solely on technical merit, but more importantly on the merit, character, dedication and loyalty of the recipient. To receive an honour is considered the highest of award & reward within British Wadokai.

AWARD/PRESENTATION CEREMONY & ETIQUETTE

REI-SHIKI 礼式

'Bow/courtesy ceremony'. Refers to the classical forms of bowing & politeness within a Dojo. Also refers to the ceremony where a student receives new Belt *and or rank*.

In British Wadokai students are generally called to the front of class. They would exchange a bow with the Examiner/s and, under whatever ceremonial circumstance, receive their award of certificate and new belt. The recipient and Examiner, for correct etiquette processes, would present and accept the certificate/belt with both hands and exchange bowing towards the Examiner/s. The student would then return to the rank in the correct position, reflecting the new rank. The student would then drop to one knee and replace his belt with the new one awarded.

Picture: Ohtsuka Meijin receives an honorary promotion from Funakoshi Gichin.

